




Purpose:	To install and setup the EzMaxMobile application on an iOS device	
When:	The device user needs to use the application and the application is not on the device	
Who:	The iOS device user	
Resources to Complete Tasks		
An iOS device already set up with an Apple ID	A Maximo account	
An EzMaxMobile license		
Perform These Tasks:	Do These Steps/Notes:	
1. Find the EzMaxMobile app in the App Store	<ol style="list-style-type: none"> On the main screen of the device, tap the “App Store” (blue) button Tap on the Search icon at the bottom of the screen Type “EzMaxMobile” Tap “Search” 	
2. Install the EzMaxMobile app 	<ol style="list-style-type: none"> When the EzMaxMobile icon appears: <ul style="list-style-type: none"> Tap “Free” Tap “Install” If you just created a new Apple ID, you may have to complete the registration process before the app fully installs. If this happens, follow the instructions to complete registration, then tap “Free” and “Install” next to the app again. Wait for the installation of the app to complete. 	
3. Configure the EzMaxMobile URL	<ol style="list-style-type: none"> Push the “Home” button (on the bottom of the iPad) Tap the “Settings” button on the main screen Tap “EzMaxMobile” on the left side, way at the bottom of the list <ul style="list-style-type: none"> In the Server URL box, type the following (exactly as shown): https://prod.maximo.fcs.cornell.edu/ezmaxmobile 	
4. Push the “Home” button on the bottom of the iPad		
5. Sign into EzMaxMobile	<ol style="list-style-type: none"> Tap the “EzMaxMobile” app  A sign-in screen should appear Sign in: <ul style="list-style-type: none"> Username: your Cornell NetID Password: your Cornell (Kronos) password Turn on the switch next to “Remember Me?” Tap “Login” 	

<p>6. Verify that you are logged in and can see your EzMaxMobile Start Center</p>	<p>a. Your Start Center will look like this:</p>  <p>b. If you are unable to log in, please contact your supervisor or submit a Maximo trouble ticket</p>
<p>The Result Will Be: The iOS device will be set up to use the EzMaxMobile app.</p>	
<p>Reference Information:</p>	